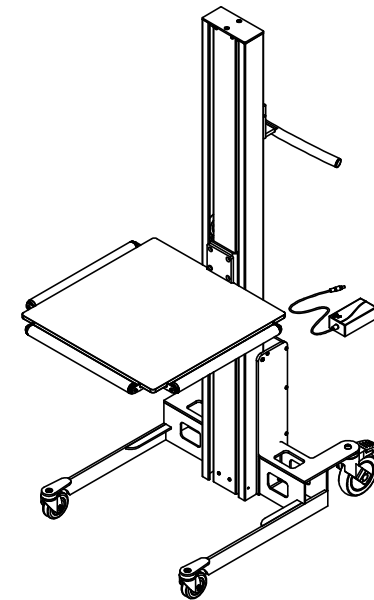
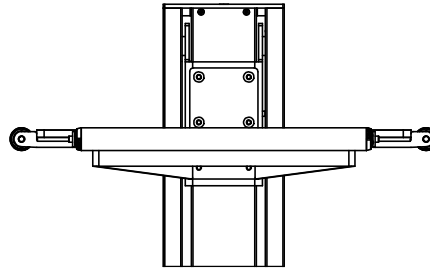


Lifting Stroke: ▲ 1245



The lift can be ordered with different fixed heights: H, M, L

Add or subtract the ▲-values on the drawing with the number below:

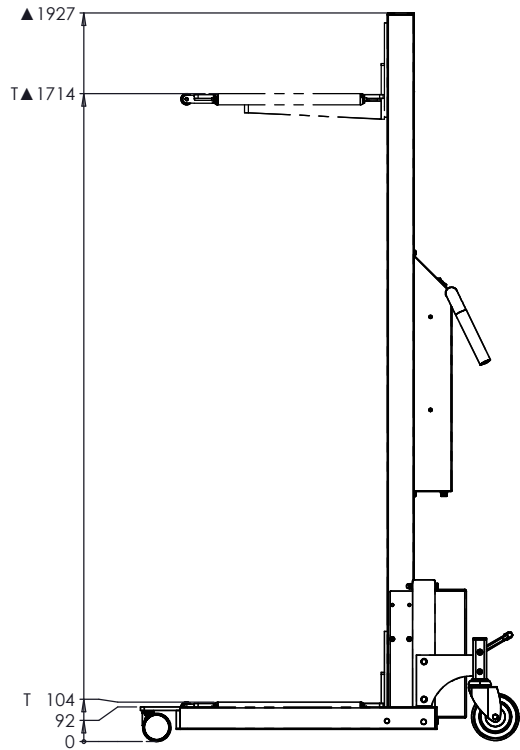
M: +400  
L: 0  
S: -295

The tool is fixed.

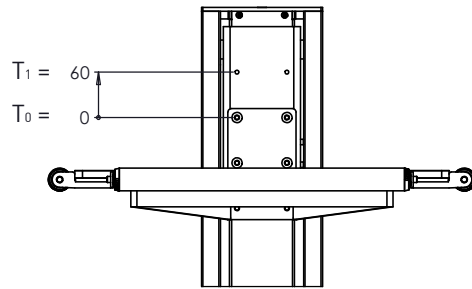
The T-values on the drawing show the maximum and minimum lifting position for the tool.

KP3

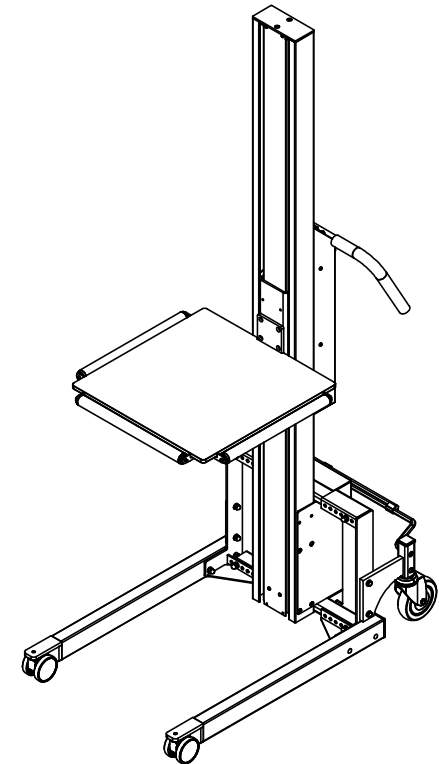
FINISH:	Dimensions: +/- 5 mm	<b>HOVMAND</b>	
TITLE: Impact 70L Box-75s + KP3			
MATERIAL:	DWG NO. 100205000000 + KP3	Revision: 1	
WEIGHT: 39.80 Kg		DRAWN BY: KKP	Date[yy.mm.dd]:20.05.14



Lifting Stroke: ▲ 1610



T-values

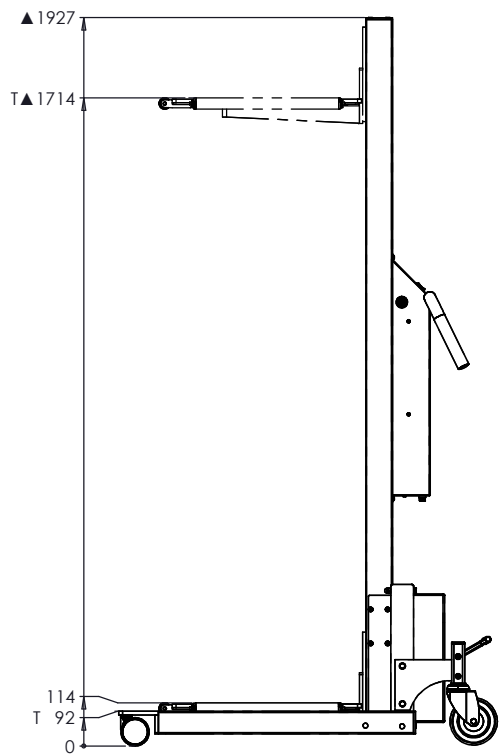


Platform KP3

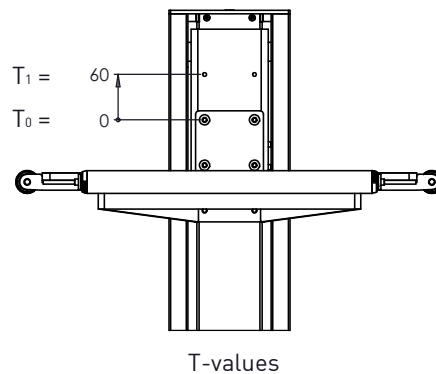
The lift can be ordered with different fixed heights: H, M, L  
 Add or subtract the ▲-values on the drawing with the number below:  
 M: 0  
 L: -400

The tool can be fixed at different height positions.  
 Add the T-values on the drawing with one of the numbers below:  
 T<sub>1</sub> = +60  
 T<sub>0</sub> = +0

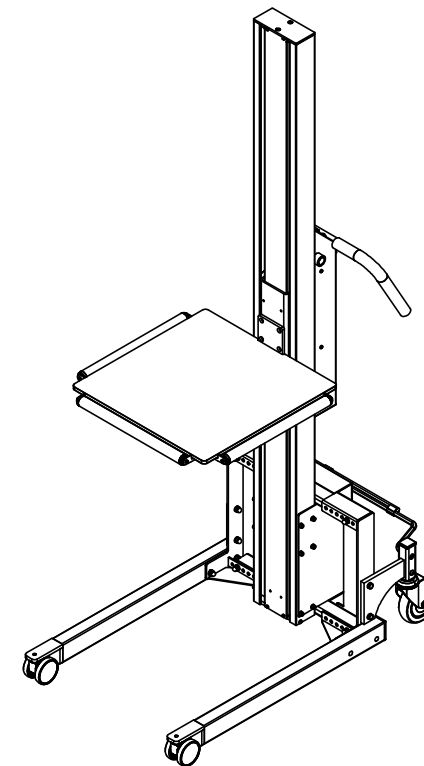
FINISH:	Dimensions: +/- 5 mm	<b>HOVMAND</b>
TITLE: Impact 80M FC1-650-75ds + Platform KP3		
MATERIAL:	DWG NO. 110205000000 + Platform KP3	Revision: 1
WEIGHT: 61.25 Kg	DRAWN BY: KKP	Date[yy.mm.dd]:20.05.07



Lifting Stroke: 1600



T-values



The lift can be ordered with different fixed heights: H, M, L

Add or subtract the ▲-values on the drawing with the number below:

- H: +400
- M: 0
- L: -400

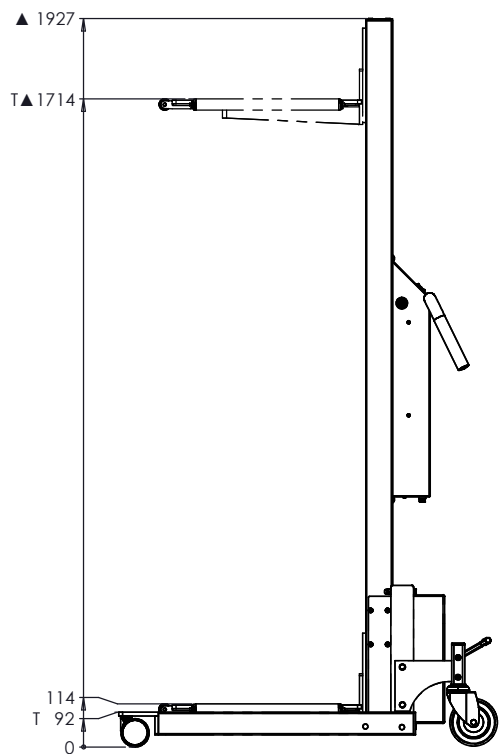
The tool can be fixed at different height positions.

Add the T-values on the drawing with one of the numbers below:

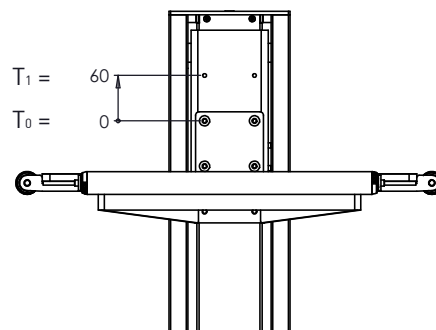
- T<sub>1</sub> = +60
- T<sub>0</sub> = +0

KP3

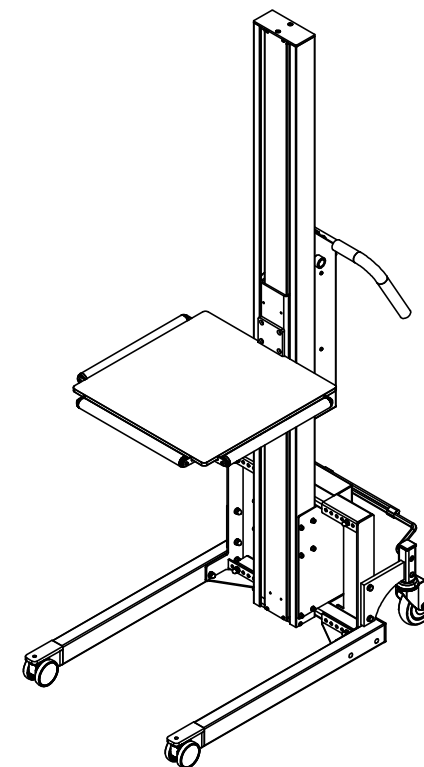
FINISH:	Dimensions: +/- 5 mm	<b>HOVMAND</b>	
TITLE: Impact 90M FC1-650-75ds + KP3			
MATERIAL:	DWG NO. 150205000000 + KP3	Revision: 1	
WEIGHT: 61.31 Kg		DRAWN BY: KKP	Date[yy.mm.dd]:20.05.05
		SHEET 1 OF 1	



Lifting Stroke: 1600



T-values



The lift can be ordered with different fixed heights: H3, H2, H, M, L

Add or subtract the ▲-values on the drawing with the number below:

- H3: +1120
- H2: +620
- H: +400
- M: 0
- L: -400

The tool can be fixed at different height positions.

Add the T-values on the drawing with one of the numbers below:

- T<sub>1</sub> = +60
- T<sub>0</sub> = +0

KP3

FINISH:	Dimensions: +/- 5 mm	<b>HOVMAND</b>	
TITLE: Impact 130M FC1-650-75ds + KP3			
MATERIAL:	DWG NO. 22021108000 + KP3 <b>22021108000 + KP3</b>	Revision: 1	
WEIGHT: 66.08 Kg	DRAWN BY: KKP	Date[yy.mm.dd]:20.05.05	SHEET 1 OF 1