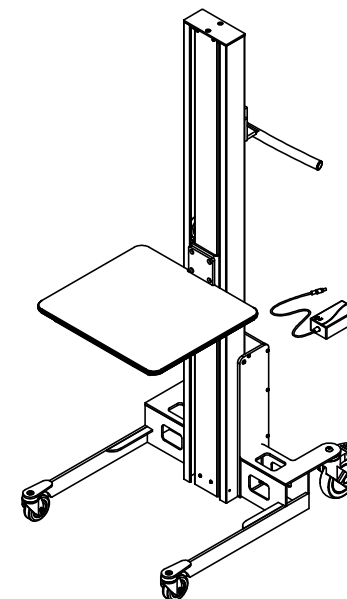
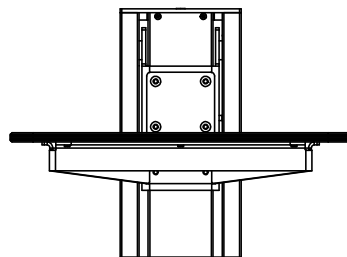


Lifting Stroke: ▲ 1245



The lift can be ordered with different fixed heights: H, M, L

Add or subtract the ▲-values on the drawing with the number below:

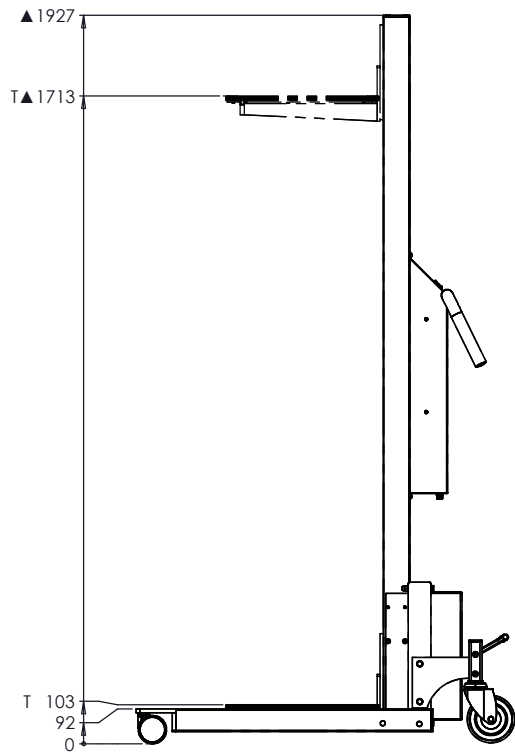
M: +400
L: 0
S: -295

The tool is fixed.

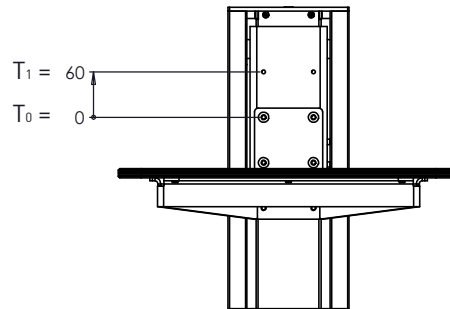
The T-values on the drawing show the maximum and minimum lifting position for the tool.

W1 = W1 + W2 + W3

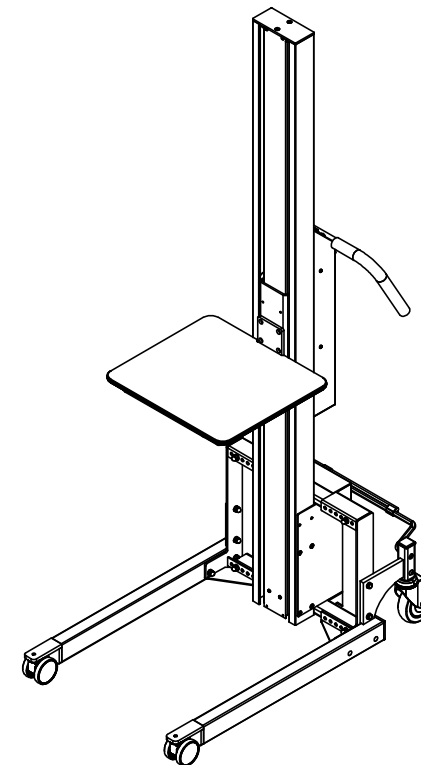
FINISH:	Dimensions: +/- 5 mm	HOVMAND	
TITLE:		Impact 70L Box-75s + W1	
MATERIAL:	DWG NO.	10020500000 + W1	Revision: 1
WEIGHT: 36.56 Kg		DRAWN BY: KKP	Date[yy.mm.dd]:20.05.14



Lifting Stroke: ▲ 1610



T-values



The lift can be ordered with different fixed heights: H, M, L

Add or subtract the ▲-values on the drawing with the number below:

M: 0
L: -400

The tool can be fixed at different height positions.

Add the T-values on the drawing with one of the numbers below:

T₁ = +60
T₀ = +0

W1 = W1 + W2 + W3

FINISH:	Dimensions: +/- 5 mm	HOVMAND	
TITLE: Impact 80M FC1-650-75ds + W1			
MATERIAL:	DWG NO. 11020500000 + W1	Revision: 1	
WEIGHT: 58.01 Kg		DRAWN BY: KKP	Date[yy.mm.dd]:20.05.07
		SHEET 1 OF 1	