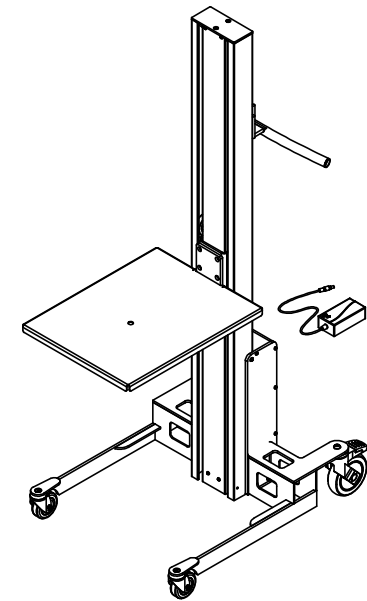
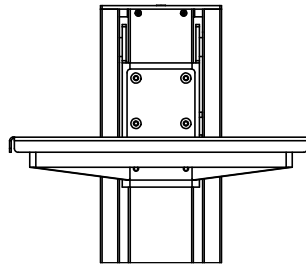


Lifting Stroke: ▲ 1245



The lift can be ordered with different fixed heights: H, M, L

Add or subtract the ▲-values on the drawing with the number below:

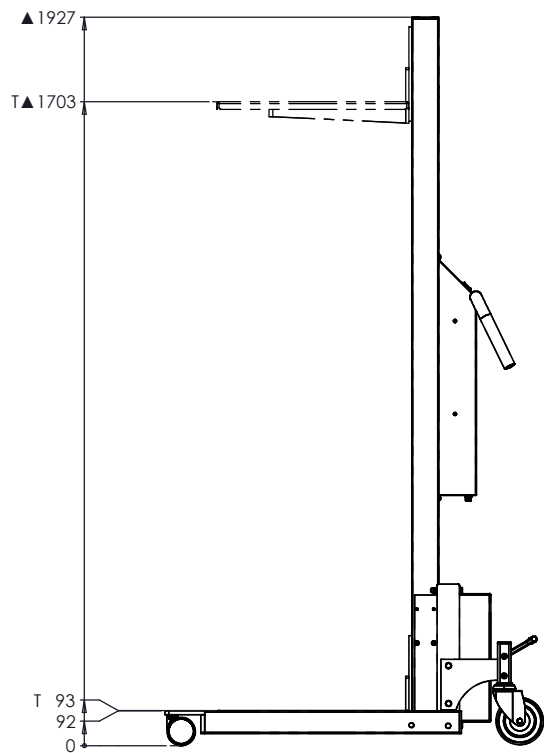
M: +400
L: 0
S: -295

The tool is fixed.

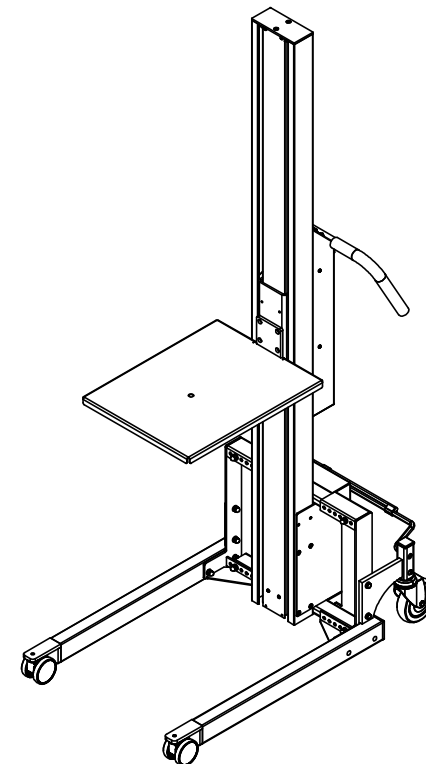
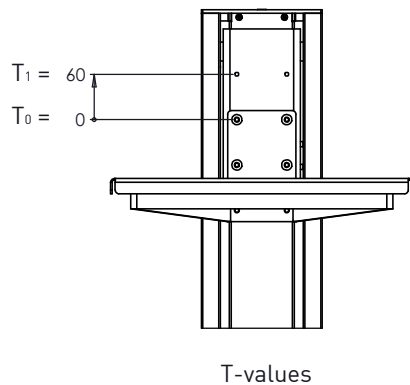
The T-values on the drawing show the maximum and minimum lifting position for the tool.

EP1

FINISH:	Dimensions: +/- 5 mm	HOVMAND	
TITLE:		Impact 70L Box-75s + EP1	
MATERIAL:	DWG NO.	100205000000 + EP1	Revision: 1
WEIGHT: 39.39 Kg		DRAWN BY: KKP	Date[yy.mm.dd]:20.05.13



Lifting Stroke: ▲ 1610



The lift can be ordered with different fixed heights: H, M, L

Add or subtract the ▲-values on the drawing with the number below:

M: 0
L: -400

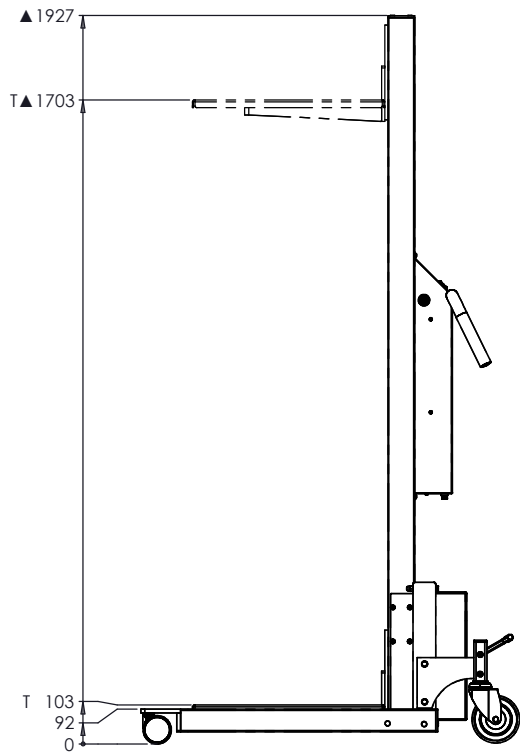
The tool can be fixed at different height positions.

Add the T-values on the drawing with one of the numbers below:

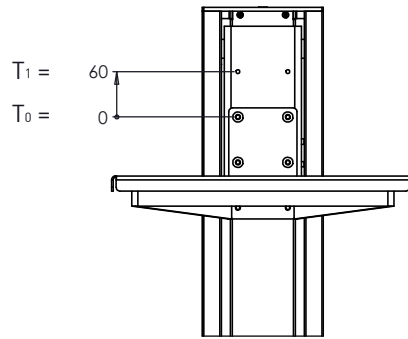
T₁ = +60
T₀ = +0

Platform EP1 = EP1 + EP2

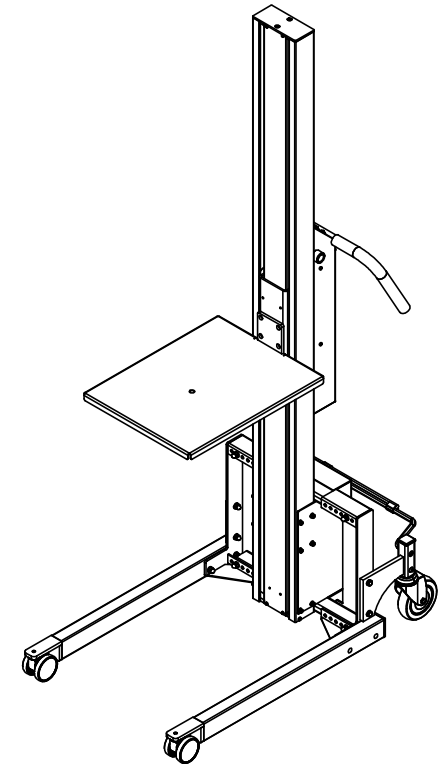
FINISH:	Dimensions: +/- 5 mm	HOVMAND	
TITLE: Impact 80M FC1-650-75ds + Platform EP1			
MATERIAL:	DWG NO. 110205000000 + Platform EP1	Revision: 1	
WEIGHT: 60.84 Kg	DRAWN BY: KKP	Date[yy.mm.dd]:20.05.07	SHEET 1 OF 1



Lifting Stroke: ▲ 1600



T-values



Platform EP = EP1, EP2

The lift can be ordered with different fixed heights: H, M, L

Add or subtract the ▲-values on the drawing with the number below:

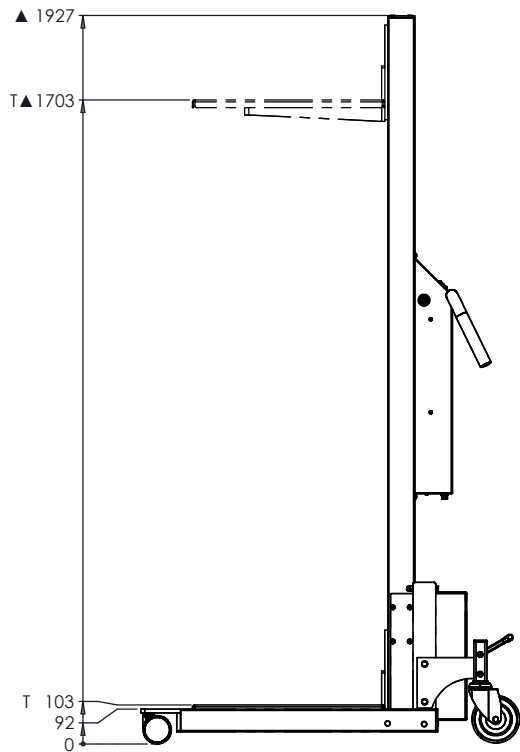
H: +400
M: 0
L: -400

The tool can be fixed at different height positions.

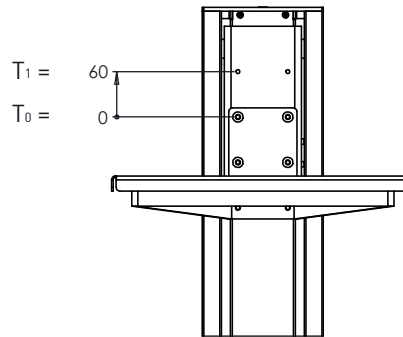
Add the T-values on the drawing with one of the numbers below:

T₁ = +60
T₀ = +0

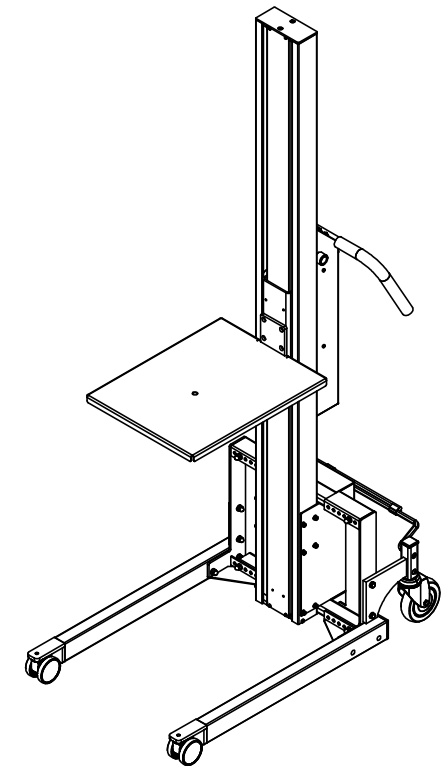
FINISH:	Dimensions: +/- 5 mm	HOVMAND	
TITLE: Impact 90M FC1-650-75ds + Platform EP			
MATERIAL:	DWG NO. 150205000000 + Platform EP	Revision: 1	
WEIGHT: 60.89 Kg	DRAWN BY: KKP	Date[yy.mm.dd]:20.04.29	SHEET 1 OF 1



Lifting Stroke: ▲ 1600



T-values

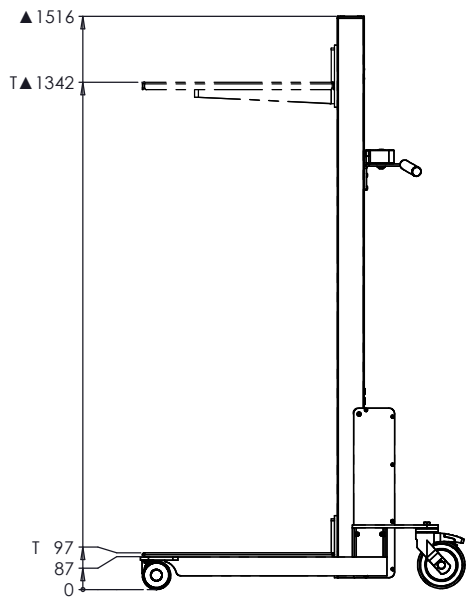


Platform EP = EP1, EP2

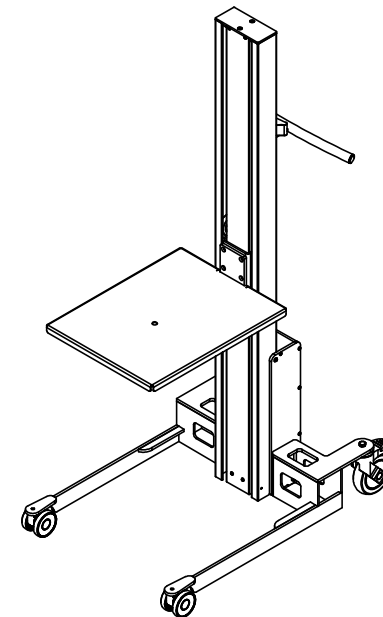
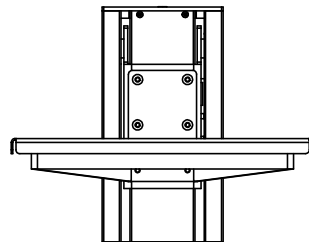
The lift can be ordered with different fixed heights: H3, H2, H, M, L
 Add or subtract the ▲-values on the drawing with the number below:
 H3: +1120
 H2: +620
 H: +400
 M: 0
 L: -400

The tool can be fixed at different height positions.
 Add the T-values on the drawing with one of the numbers below:
 T₁ = +60
 T₀ = +0

FINISH:	Dimensions: +/- 5 mm	HOVMAND	
TITLE: Impact 130M FC1-650-75ds + Platform EP			
MATERIAL:	DWG NO. 22021108000 + Platform EP 22021108000 + Platform EP	Revision: 1	
WEIGHT: 65.67 Kg	DRAWN BY: KKP	Date[yy.mm.dd]:20.04.29	SHEET 1 OF 1



Lifting Stroke: ▲ 1245



The lift can be ordered with different fixed heights: H, M, L

Add or subtract the ▲-values on the drawing with the number below:

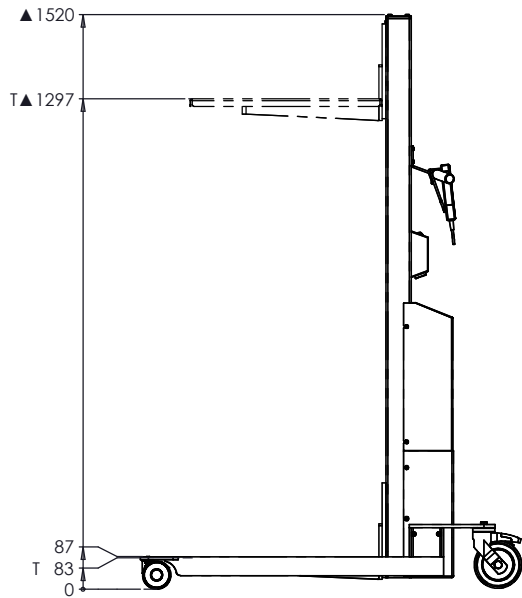
M: +400
L: +0
S: -295

The tool is fixed.

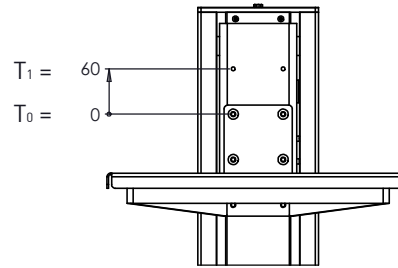
The T-values on the drawing show the maximum and minimum lifting position for the tool.

EP1 = EP1 + EP2

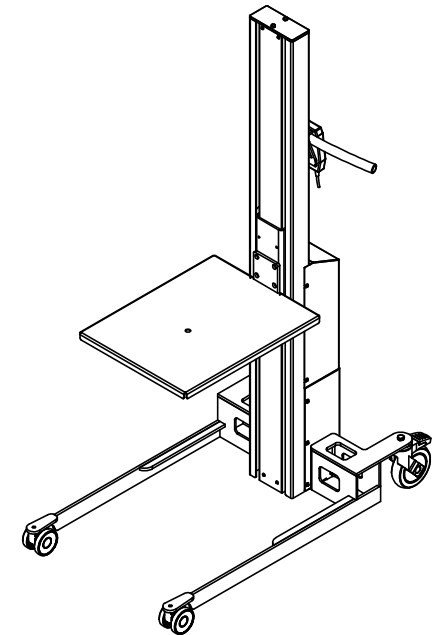
FINISH:	Dimensions: +/- 5 mm	HOVMAND	
TITLE: IMPOX 70L Box-500-75ds-an + EP1			
MATERIAL:	DWG NO. 160204000000 + EP1	Revision: 1	
WEIGHT: 41.60 Kg		DRAWN BY: KKP	Date[yy.mm.dd]:20.05.25
			SHEET 1 OF 1



Lifting Stroke: ▲ 1214



T-values



The lift can be ordered with different fixed heights: H, M, L

Add or subtract the ▲-values on the drawing with the number below:

M: +402
L: 0
S: -295

The tool can be fixed at different height positions.

Add the T-values on the drawing with one of the numbers below:

T₁ = +60
T₀ = +0

EP1

FINISH:	Dimensions: +/- 5 mm	HOVMAND	
TITLE: INOX 90L Box-650-75ds-an + EP1			
MATERIAL:	DWG NO. 170205000000 + EP1	Revision: 1	
WEIGHT: 52.41 Kg		DRAWN BY: KKP	Date[yy.mm.dd]:20.05.19