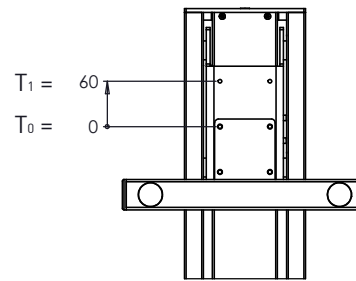
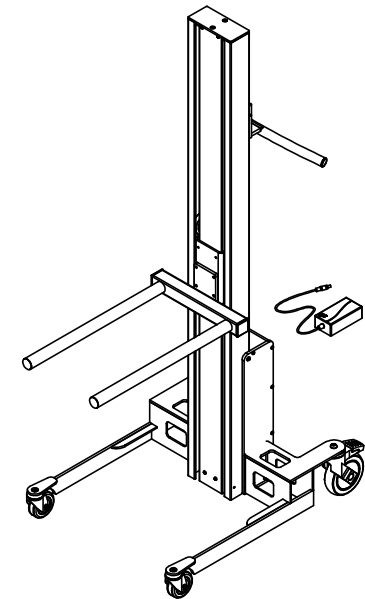


Lifting Stroke: ▲ 1245



T-values



The lift can be ordered with different fixed heights: H, M, L

Add or subtract the ▲-values on the drawing with the number below:

- M: +400
- L: 0
- S: -295

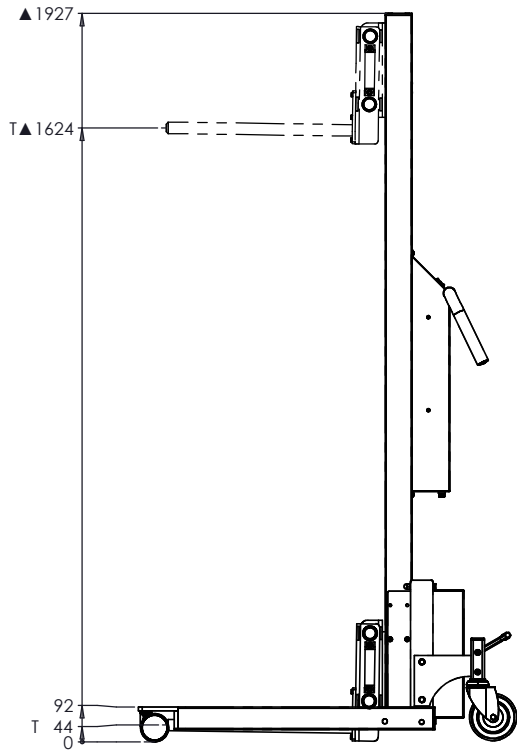
The tool can be fixed at different height positions.

Add the T-values on the drawing with one of the numbers below:

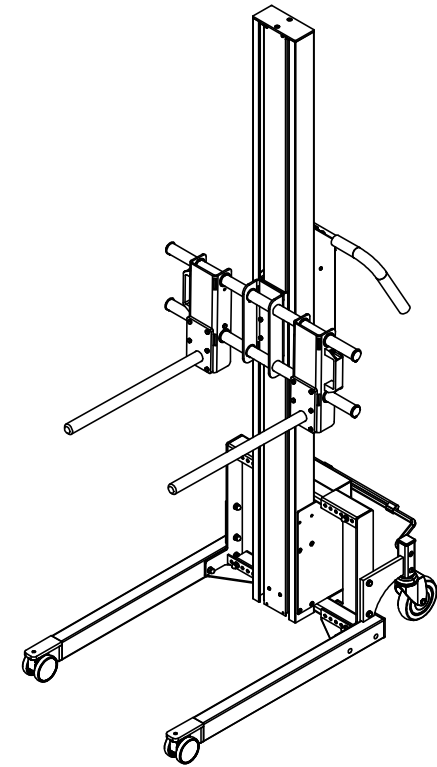
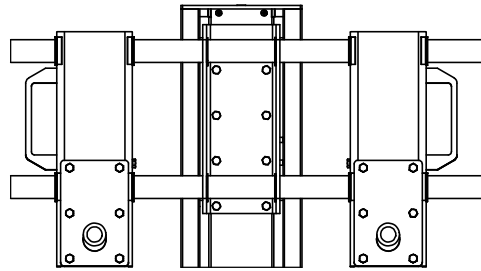
- T₁ = +60
- T₀ = +0

DD1 = DD1 + DD2

FINISH:	Dimensions: +/- 5 mm	HOVMAND	
TITLE: Impact 70L Box-75s + DD1			
MATERIAL:	DWG NO.	100205000000 + DD1	Revision: 1
WEIGHT: 35.20 Kg		DRAWN BY: KKP	Date[yy.mm.dd]:20.05.13



Lifting Stroke: ▲ 1636



The lift can be ordered with different fixed heights: H, M, L

Add or subtract the ▲-values on the drawing with the number below:

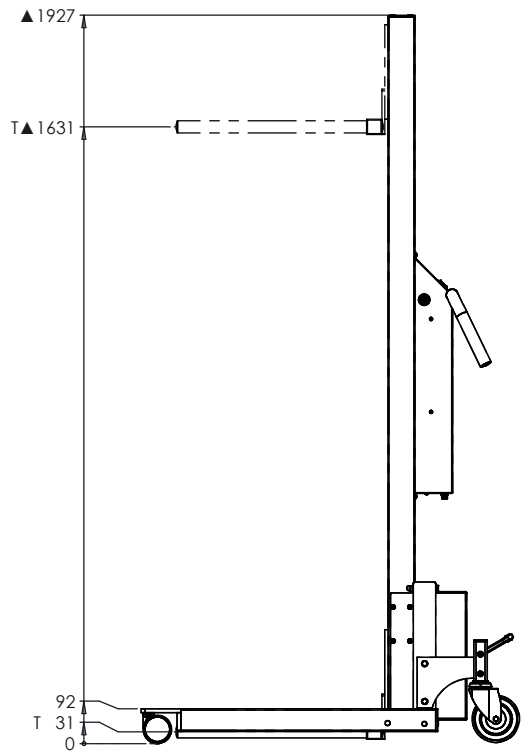
M: 0
L: -400

The tool is fixed.

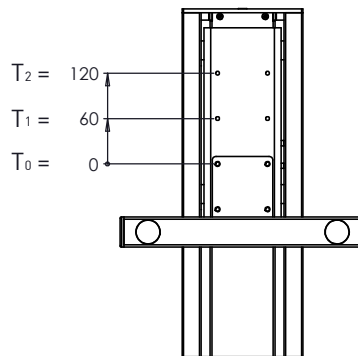
The T-values on the drawing show the maximum and minimum lifting position for the tool.

Flex Double boom

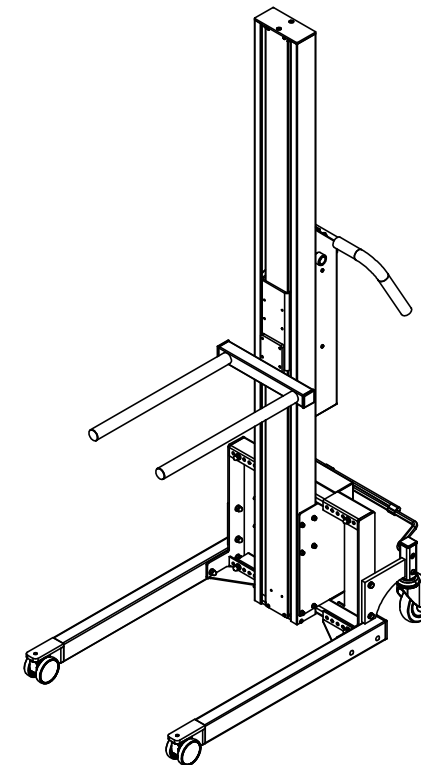
FINISH:	Dimensions: +/- 5 mm	HOVMAND	
TITLE: Impact 80M FC1-650-75ds + Flex Double Boom			
MATERIAL:	DWG no.10205000000 + Flex Double Boom		Revision: 1
WEIGHT: 75.41 Kg	DRAWN BY: KKP	Date[yy.mm.dd]:20.05.07	SHEET 1 OF 1



Lifting Stroke: ▲ 1600



T-values



The lift can be ordered with different fixed heights: H, M, L

Add or subtract the ▲-values on the drawing with the number below:

- H: +400
- M: 0
- L: -400

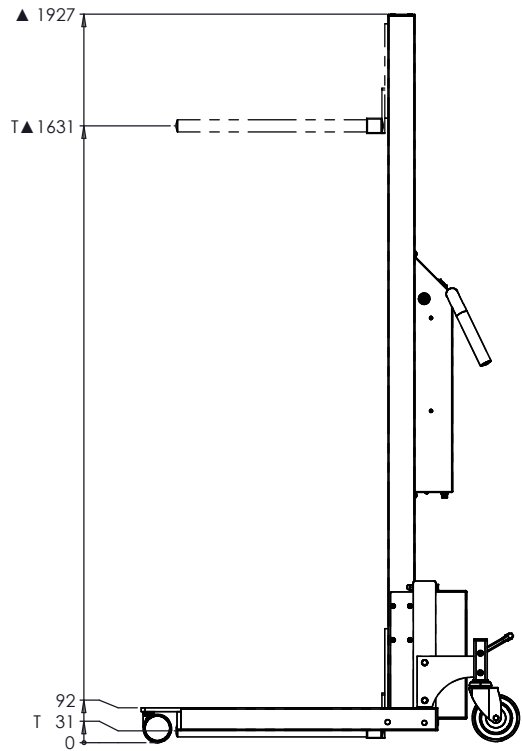
The tool can be fixed at different height positions.

Add the T-values on the drawing with one of the numbers below:

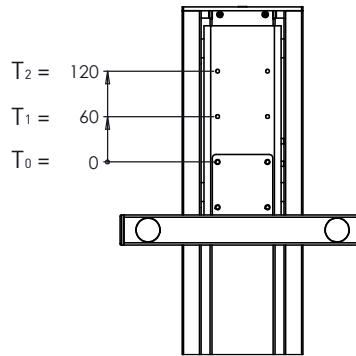
- T₂ = +120
- T₁ = +60
- T₀ = +0

Double boom = DD1, DD2

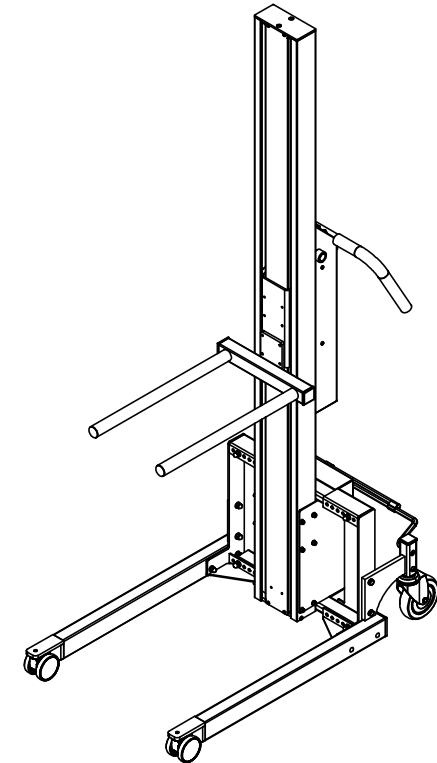
FINISH:	Dimensions: +/- 5 mm	HOVMAND	
TITLE: Impact 90M FC1-650-75ds + Double boom			
MATERIAL:	DWG NO. 150205000000 + Double boom	Revision: 1	
WEIGHT: 56.71 Kg	DRAWN BY: KKP	Date[yy.mm.dd]:20.04.30	SHEET 1 OF 1



Lifting Stroke: ▲ 1600



T-values



Double boom = DD1, DD2

The lift can be ordered with different fixed heights: H3, H2, H, M, L

Add or subtract the ▲-values on the drawing with the number below:

- H3: +1120
- H2: +620
- H: +400
- M: 0
- L: -400

The tool can be fixed at different height positions.

Add the T-values on the drawing with one of the numbers below:

- T₂ = +120
- T₁ = +60
- T₀ = +0

FINISH:	Dimensions: +/- 5 mm	HOVMAND	
TITLE: Impact 130M FC1-650-75ds + Double boom			
MATERIAL:	DWG NO. 22021108000 + Double boom 22021108000 + Double boom	Revision: 1	
WEIGHT: 61.34 Kg	DRAWN BY: KKP	Date[yy.mm.dd]:20.04.30	SHEET 1 OF 1