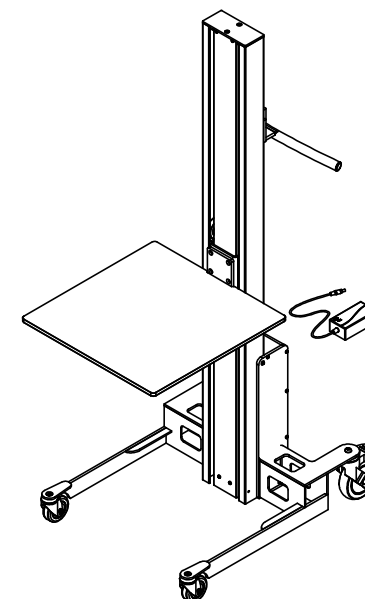
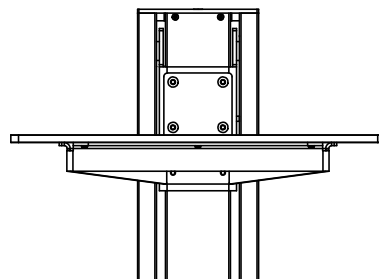


Lifting Stroke: ▲ 1245



The lift can be ordered with different fixed heights: H, M, L

Add or subtract the ▲-values on the drawing with the number below:

M: +400

L: 0

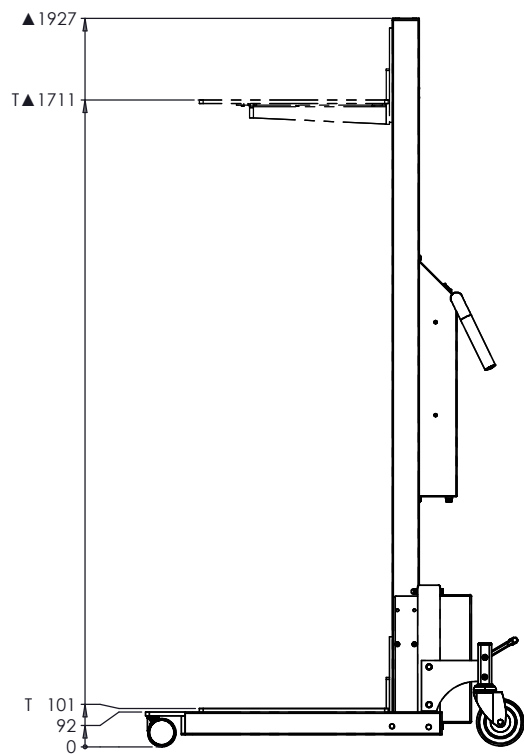
S: -295

The tool is fixed.

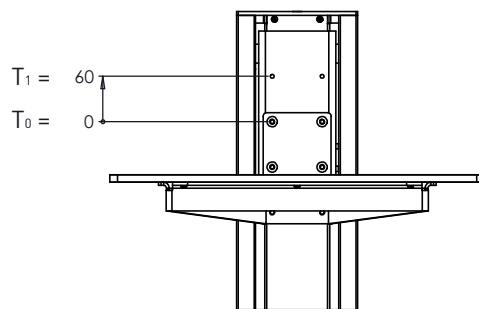
The T-values on the drawing show the maximum and minimum lifting position for the tool.

KP1 = KP1 + KP2

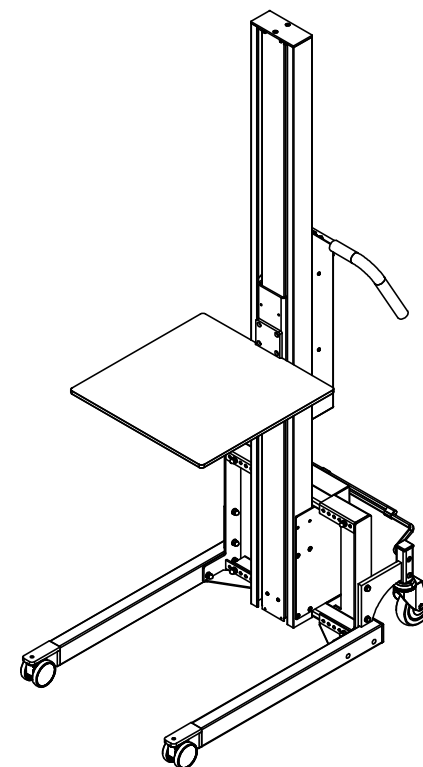
FINISH:	Dimensions: +/- 5 mm	HOVMAND	
TITLE: Impact 70L Box-75s + KP1			
MATERIAL:	DWG NO. 100205000000 + KP1	Revision: 1	
WEIGHT: 38.17 Kg		DRAWN BY: KKP	Date[yy.mm.dd]:20.05.14



Lifting Stroke: ▲ 1610



T-values



Platform KP1 = KP1 + KP2

The lift can be ordered with different fixed heights: H, M, L

Add or subtract the ▲-values on the drawing with the number below:

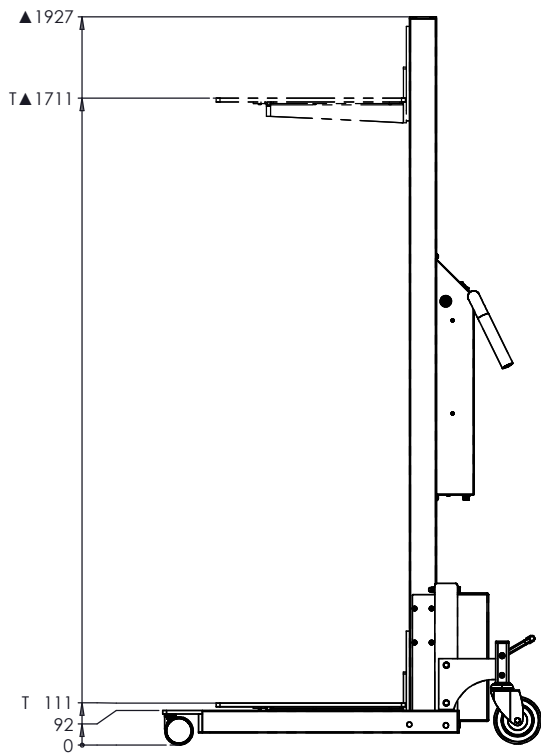
M: 0
L: -400

The tool can be fixed at different height positions.

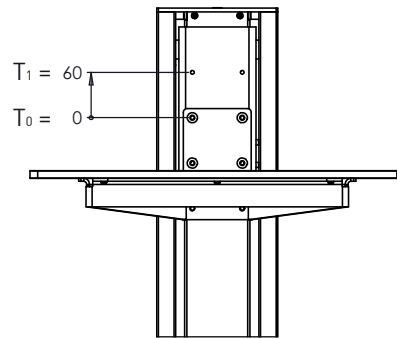
Add the T-values on the drawing with one of the numbers below:

T₁ = +60
T₀ = +0

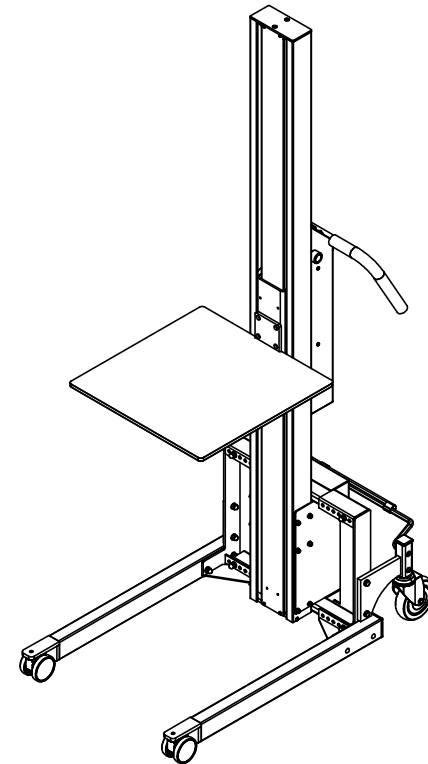
FINISH:	Dimensions: +/- 5 mm	HOVMAND
TITLE: Impact 80M FC1-650-75ds + Platform KP1		
MATERIAL:	DWG NO. 110205000000 + Platform KP1	Revision: 1
WEIGHT: 59.62 Kg	DRAWN BY: KKP	Date[yy.mm.dd]:20.05.07



Lifting Stroke: ▲ 1600



T-values

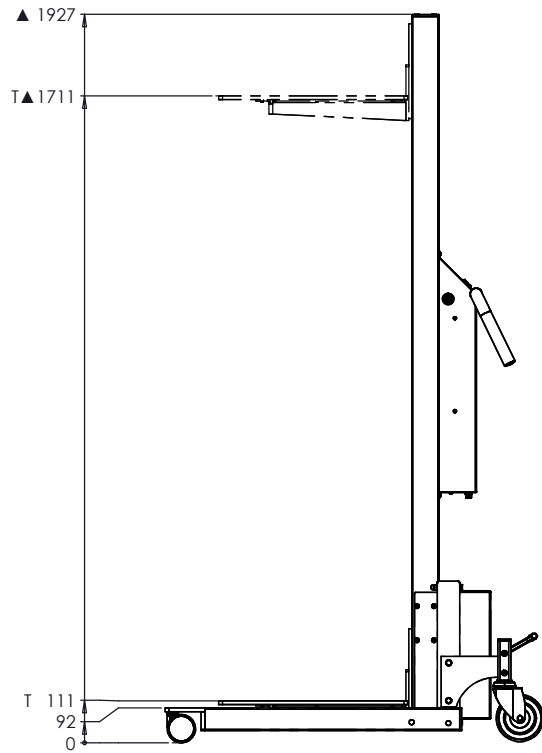


The lift can be ordered with different fixed heights: H, M, L
 Add or subtract the ▲-values on the drawing with the number below:
 H: +400
 M: 0
 L: -400

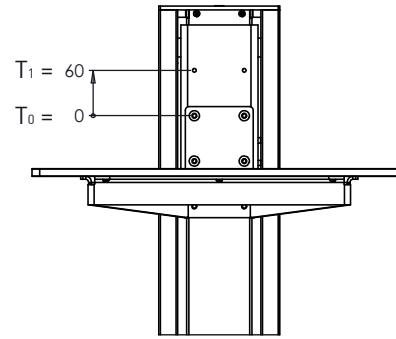
The tool can be fixed at different height positions.
 Add the T-values on the drawing with one of the numbers below:
 T₁ = +60
 T₀ = +0

Platform KP = KP1, KP2

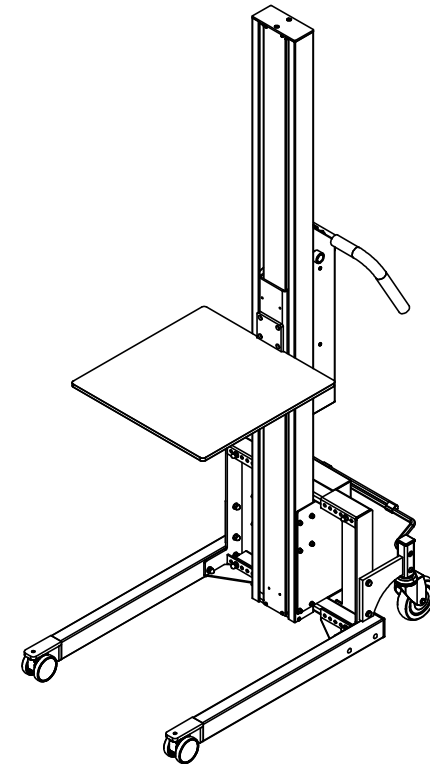
FINISH:	Dimensions: +/- 5 mm	HOVMAND
TITLE: Impact 90M FC1-650-75ds + Platform KP		
MATERIAL:	DWG NO. 150205000000 + Platform KP	Revision: 1
WEIGHT: 59.68 Kg	DRAWN BY: KKP	Date[yy.mm.dd]:20.04.29



Lifting Stroke: ▲ 1600



T-values



The lift can be ordered with different fixed heights: H3, H2, H, M, L

Add or subtract the ▲-values on the drawing with the number below:

- H3: +1120
- H2: +620
- H: +400
- M: 0
- L: -400

The tool can be fixed at different height positions.

Add the T-values on the drawing with one of the numbers below:

- T₁ = +60
- T₀ = +0

Platform KP = KP1, KP2

FINISH:	Dimensions: +/- 5 mm	HOVMAND	
TITLE: Impact 130M FC1-650-75ds + Platform KP			
MATERIAL:	DWG NO. 22021108000 + Platform KP 22021108000 + Platform KP	Revision: 1	
WEIGHT: 64.45 Kg	DRAWN BY: KKP	Date[yy.mm.dd]:20.04.29	SHEET 1 OF 1